



2022-2023

CROWLEY INDEPENDENT SCHOOL DISTRICT



Deer Creek Elementary Quality Report

Comprehensive Accountability System

Metrics that Matter to our Community

DISTRICT-ASSIGNED SCHOOL QUALITY RATING **TBD**

2022-2023 ACADEMICS

3RD GRADE MATH

Approaches	Meets	Masters
72%	33%	9%

5TH GRADE READING (Board Goal) ★

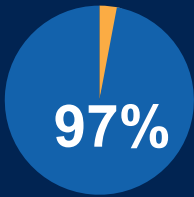
Approaches	Meets	Masters
84%	56%	21%

TEA Rating: TBD
Baseline Year 2023

Positive Student BEHAVIOR **5**

★ (Board Goal)

% of students with no suspensions



Student DISCIPLINE

Discipline Incidents

2021-2022

ISS 3
OSS 1

2022-2023

ISS 8
OSS 43

● In-school suspension ● Out-of-school suspension

Student ENROLLMENT



TEACHER Information **3**

Teacher-to-Student Ratio



1:22

Teacher Student

Teacher Tenure **3**



51 TEACHERS ON CAMPUS

STUDENT SUPPORTS **5**

SOCIAL EMOTIONAL LEARNING SUPPORTS

Counselors	✓
SEL Specialists	✓
Interventionists	✓

AFTER SCHOOL PROGRAMS

21st Century ACE	
Clayton Youth Enrichment	✓
Tutorials	✓

Parent and Student ENGAGEMENT OPPORTUNITIES

PARENT INVOLVEMENT **5**

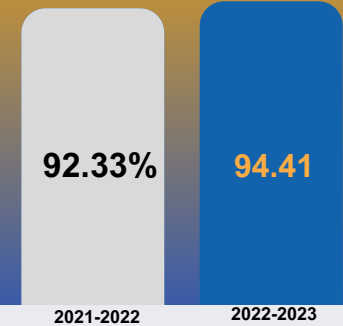
- PTA
- All Pro Dad
- Dragon University

STUDENT CLUBS **3**

- Leadership
- Fine Arts
- Sports
- STEM Club



Attendance PERCENTAGE **4**



Campus COMMUNICATION



SOCIAL MEDIA



TEXTS/CALLS



SKYWARD GRADES



ClassDojo



NEWSLETTERS

SCHOOL ENVIRONMENT





2022-2023

CROWLEY INDEPENDENT SCHOOL DISTRICT



Deer Creek Elementary Quality Report

Comprehensive Accountability System



Crowley ISD School Board

Our aspiration in Crowley ISD is to ensure that all students have access to a GREAT SCHOOL and are provided excellent educational experiences so that they achieve their full potential. When our students graduate from Crowley ISD, they will leave with more than a diploma. They will leave with choices and opportunities. We designed this School Quality Report (SQR) to highlight metrics that matter and to share with our community the areas of progress, the areas of opportunity, and the comprehensive quality of each school in Crowley ISD. This SQR is our effort to increase transparency by synthesizing the quantitative metrics with qualitative parent voices to provide a complete assessment of school quality.

Deer Creek Elementary is one of a kind. I love my children being students at Deer Creek Elementary because the faculty and staff provide a fun, loving, nurturing and caring environment for the students and parents. As parents, we feel our children are safe and are in good hands. We love that Deer Creek offers a wide range of extracurricular activities that help students develop their talents and interests. There's always something for students to participate in to make them feel like they belong. They provide a supportive environment where everyone feels valued and respected. The staff always recognizes us, greets us and gives us personal feedback about our children, which shows this is more than a job to them. It truly feels like a community, and we are happy to be part of it.

Bryan, Deer Creek Parent

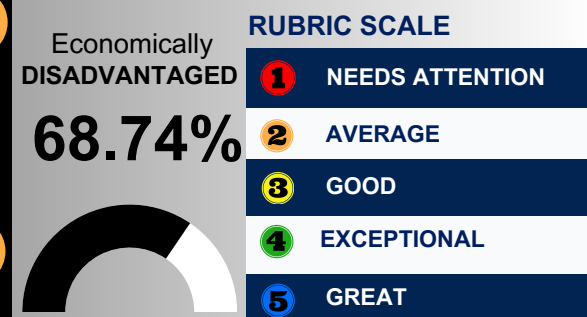
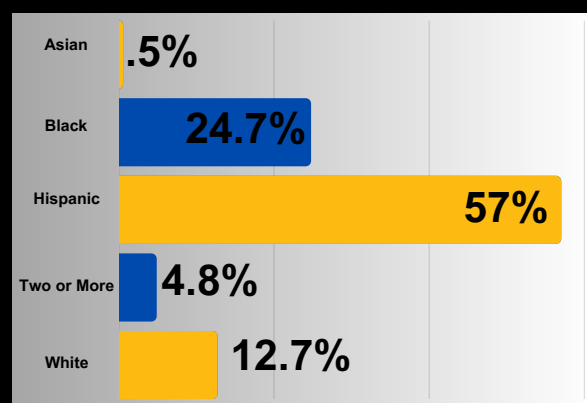
I could not imagine my son being at a different elementary. Deer Creek Elementary is like a second family! The administration, teachers and staff all love each individual child like they are their own. Children are held to a standard that they can all achieve! I have had all of my children attend Deer Creek, and one of them graduated last year. Deer Creek has, and always will be, the choice we make for elementary learning!

Dondi, Deer Creek Parent

I am a parent of students at Deer Creek Elementary. I am very happy with the dual language program that my children take there. The teachers and staff make the children feel at home. My daughter successfully finished her last year there and was able to obtain her credits for her Spanish class, which helped her to be in that program because she learned 100 percent of her first language Spanish and English ... Thank you Deer Creek Elementary for the hard work ... very proud to be the mother of a Deer Creek Elementary dragon.

Claudia, Deer Creek Parent

CAMPUS DEMOGRAPHICS



Visit <http://crowleyisdtx.org> for more details regarding our rubric.



GRADED ON 2022-2023 DATA

CROWLEY INDEPENDENT SCHOOL DISTRICT

Crowley ISD Quality Report

Comprehensive Accountability System Rubric

Metrics that Matter to our Community

RUBRIC SCALE

- 1** NEEDS ATTENTION
- 2** AVERAGE
- 3** GOOD
- 4** EXCEPTIONAL
- 5** GREAT

DISTRICT ASSIGNED SCHOOL QUALITY RATING

- 1** F
- 2** D
- 3** C
- 4** B
- 5** A

FINANCE FUND BALANCE

- 1** Less than 9%
- 2** 10-14%
- 3** 14-17%
- 4** 18-19%
- 5** 20%

TEACHER INFORMATION

Total # of 5 plus year teachers divided by the total # of teachers to get the percentage

- 1** 10-19%
- 2** 20-38%
- 3** 39-48%
- 4** 59-49%
- 5** 60% or greater

GRADUATION RATE

- 1** 89% or less
- 2** 89-90%
- 3** 90-92%
- 4** 93-94%
- 5** 95% or greater

College, Career and Military Readiness (CCMR)

- 1** 60-70%
- 2** 71-80%
- 3** 81-90%
- 4** 91-94%
- 5** 95% or greater

POSITIVE STUDENT BEHAVIOR

ELEMENTARY

- 1** 85 or less
- 2** 86-89
- 3** 90-91
- 4** 92-94
- 5** 95 or greater

SECONDARY

- 1** 69%
- 2** 70-73%
- 3** 74-84%
- 4** 85-91%
- 5** 92% or greater

STUDENT SUPPORTS

ELEMENTARY

- 1** 1 out of 6
- 2** 2 out of 6
- 3** 3 out of 6
- 4** 4 out of 6
- 5** 5 out of 6

SECONDARY

- 1** 2 or less
- 3** 3 out of 6
- 5** 4 out of 5

ATTENDANCE PERCENTAGE

ELEMENTARY

- 1** 85% or less
- 2** 86-89%
- 3** 90-92%
- 4** 93-94%
- 5** 95% or greater

SECONDARY

- 1** 69%
- 2** 70-73%
- 3** 74-84%
- 4** 85-91%
- 5** 92% or greater

PARENT AND STUDENT ENGAGEMENT OPPORTUNITIES

Parent Involvement

- 1** 0 **5** 2 or more
- 2** 1

Student Clubs

- 1** 0 **5** 5 or more
- 2** 1 **3** 3-4

REFER TO SECONDARY RATINGS FOR DISTRICT

Visit <http://crowleyisdtx.org> for more details

SCHOOL ENVIRONMENT

